



BNY Mellon Small/Mid Cap Growth Fund

FACT SHEET
June 30, 2022

Class A **DBMAX** Class C **DBMCX** Class I **SDSCX** Class Z **DBMZX** Class Y **DBMYX**

Goal/Approach

The fund seeks long-term growth of capital. To pursue this goal, the fund invests, under normal circumstances, at least 80% of its assets in equity securities of small-cap and mid-cap U.S. companies. The fund currently considers small-cap and mid-cap companies to be those with total market capitalizations that are equal to or less than the total market capitalization of the largest company included in the Russell 2500® Growth Index.

CUSIP

Class A 05586X108
Class C 05588D720
Class I 05586X405
Class Z 05588D829
Class Y 05588D795

Assets for the Fund

\$2,673,566,563

Holdings²

269

Dividend Frequency

Annually

Morningstar Category

Mid-Cap Growth

Lipper Category

Mid-Cap Growth Funds

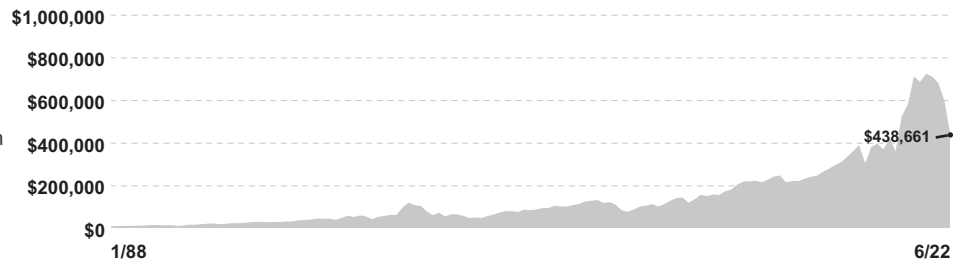
Sub-Adviser



Investment Adviser
BNY Mellon Investment Adviser, Inc.

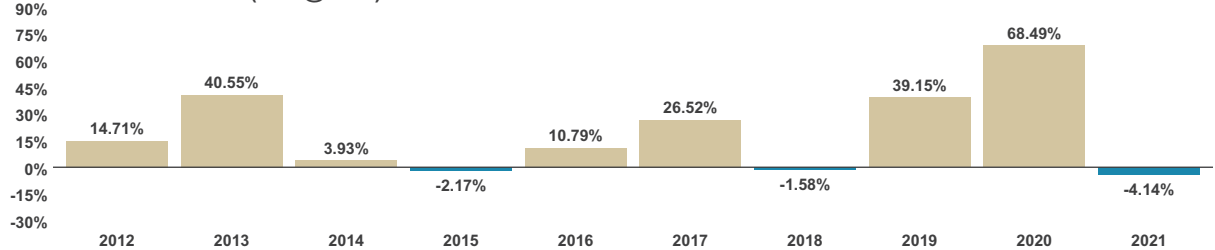
Growth of a \$10,000 Investment¹

A hypothetical \$10,000 investment in the fund's Class A shares on 1/1/88 would have been worth \$438,661 on 6/30/22.



This does not reflect the 5.75% maximum front-end sales load applicable to Class A shares which, if reflected, would have lowered performance. Assumes reinvestment of dividends and capital gains. Performance for the fund's other share classes would vary.

Historical Performance (CL.I @ NAV)³



Average Annual Total Returns (6/30/22)¹

Share Class/Inception Date	3 M	YTD	1 Yr	3 Yr	5 Yr	10 Yr
Class A (NAV) 03/31/09	-26.98%	-35.63%	-39.49%	3.29%	9.46%	11.17%
Class A (5.75% max. load)	-31.18%	-39.34%	-42.97%	1.27%	8.17%	10.51%
Class C (NAV) 03/31/09	-27.14%	-35.92%	-39.98%	2.49%	8.62%	10.29%
Class C (1.00% max. CDSC)	-27.87%	-36.56%	-40.52%	2.49%	8.62%	10.29%
Class I (NAV) 01/01/88	-26.92%	-35.55%	-39.34%	3.54%	9.73%	11.44%
Class Z (NAV) 01/19/18	-26.92%	-35.57%	-39.39%	3.45%	9.66%	11.41%
Class Y (NAV) 07/01/13	-26.90%	-35.52%	-39.29%	3.63%	9.81%	11.53%
Russell 2500™ Growth Index ⁴	-19.55%	-29.45%	-31.81%	3.68%	7.53%	10.88%

The performance data quoted represents past performance, which is no guarantee of future results. Share price and investment return fluctuate, and an investor's shares may be worth more or less than original cost upon redemption. Current performance may be lower or higher than the performance quoted. Performance for periods less than 1 year is not annualized. Go to im.bnymellon.com for the fund's most recent month-end returns. Total Expense Ratios: Class A 0.95%, Class C 1.72%, Class I 0.70%, Class Z 0.77%, Class Y 0.63%. Not all classes of shares may be available to all investors or through all broker-dealer platforms.

Class Z shares generally are not available for new accounts. Please see the fund's prospectus for details.

¹On 3/31/09 existing shares were designated Class I shares and the fund began to offer Class A and C shares. The total return performance figures for Class A presented for periods prior to 3/31/09 reflect the performance of the fund's Class I shares, adjusted to reflect the applicable sales load for that class. The total return performance figures for Class Z and Class Y shares of the fund represent the performance of the fund's Class I shares for periods prior to 1/19/18 and 7/1/13, the inception date for Class Z and Class Y shares, and the performance of Class Z and Class Y, respectively, from that inception date. Performance reflects the applicable class's distribution/servicing fees since the inception date. Had these fees and expenses been reflected for periods prior, performance would have been different. Investors should consider, when deciding whether to purchase a particular class of shares, the investment amount, anticipated holding period and other relevant factors. ²Portfolio composition is as of 6/30/2022 and is subject to change at any time. ³Performance figures may reflect reimbursements or fee waivers, without which the performance would have been lower. Source: FactSet. The Russell 2500™ Growth Index measures the performance of the small- to mid-cap growth segment of the U.S. equity universe. It includes those Russell 2500 companies with higher growth earning potential as defined by Russell's leading style methodology. The Russell 2500™ Growth Index is constructed to provide a comprehensive and unbiased barometer of the small- to mid-cap growth market. The index is completely reconstituted annually to ensure larger stocks do not distort the performance and characteristics of the true small- to mid-cap opportunity set and that the represented companies continue to reflect growth characteristics. Investors cannot invest directly in any index.

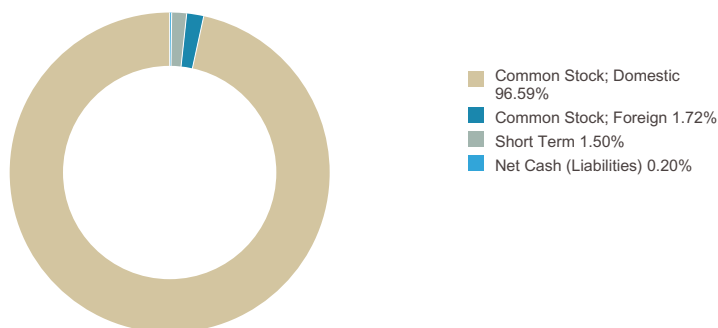
"Newton" and/or the "Newton Investment Management" brand refers to Newton Investment Management Limited. Newton is incorporated in the United Kingdom and is authorized and regulated by the Financial Conduct Authority in the conduct of investment business. Newton is registered with the U.S. Securities and Exchange Commission (SEC) as an investment adviser. Newton is a subsidiary of The Bank of New York Mellon Corporation.

Not FDIC-Insured. Not Bank-Guaranteed. May Lose Value.

BNY Mellon Small/Mid Cap Growth Fund

Class A **DBMAX** Class C **DBMCX** Class I **SDSCX** Class Z **DBMZX** Class Y **DBMYX**

Asset Allocation¹



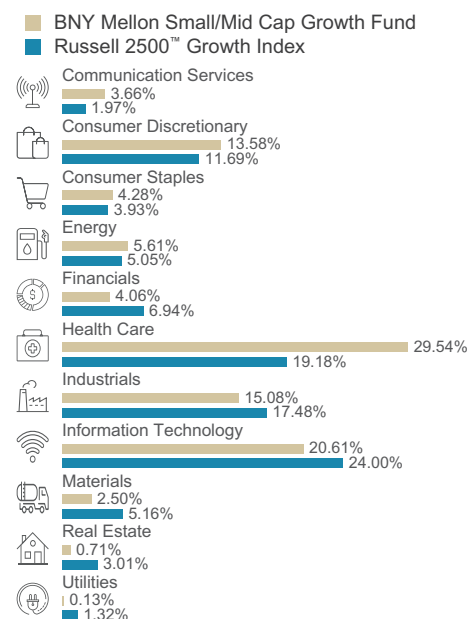
Top Ten Holdings¹

Planet Fitness Inc	4.17%
Grocery Outlet Holding Corporate	3.24%
EQT Corp	2.90%
Biohaven Pharmaceutical Holding Co Ltd	2.78%
Horizon Therapeutics Plc	2.73%
Sarepta Therapeutics Inc	2.40%
HubSpot Inc	2.18%
Expedia Group Inc	2.17%
Mercury Systems Inc	2.09%

Rapid7 Inc 2.07%

The holdings listed should not be considered recommendations to buy or sell a security. Large concentrations can increase share price volatility.

Sector Allocation^{1,2}



Portfolio Management

The fund's investment adviser is BNY Mellon Investment Adviser, Inc. (BNYM Investment Adviser). BNYM Investment Adviser has engaged its affiliate, Newton Investment Management North America, LLC (NIMNA), to serve as the fund's sub-adviser. The fund is managed by a team of investment professionals employed by NIMNA. The team members who are jointly and primarily responsible for managing the fund's portfolio are John Porter, the lead portfolio manager, Karen Behr, Todd W. Wakefield, CFA, and Robert C. Zeuthen, CFA. Mr. Porter has been a primary portfolio manager of the fund since March 2017, and is Chief Investment Officer and Head of Equity at NIMNA. Ms. Behr has been a primary portfolio manager of the fund since September 2021, and is a portfolio manager at NIMNA. Mr. Wakefield has been a primary portfolio manager of the fund since September 2005, and is a research analyst at NIMNA. Mr. Zeuthen has been a primary portfolio manager of the fund since April 2013, and is a research analyst at NIMNA.

Investors should consider the investment objectives, risks, charges and expenses of a mutual fund carefully before investing. To obtain a prospectus, or a summary prospectus, if available, that contains this and other information about a fund, contact your financial professional or visit im.bnymellon.com. Read the prospectus carefully before investing. Investors should discuss with their financial professional the eligibility requirements for Class I and Y shares, which are available only to certain eligible investors, and the historical results achieved by the fund's respective share classes.

BNY Mellon Investment Adviser, Inc., Newton Investment Management North America, LLC and BNY Mellon Securities Corporation are subsidiaries of The Bank of New York Mellon Corporation. BNY Mellon is the corporate brand of The Bank of New York Mellon Corporation.

¹Portfolio composition is as of 6/30/2022 and is subject to change at any time. ²Source: Newton.

Risks: Equities are subject to market, market sector, market liquidity, issuer, and investment style risks, among other factors, to varying degrees. Small and midsize company stocks tend to be more volatile and less liquid than larger company stocks as these companies are less established and have more volatile earnings histories. Recent market risks include pandemic risks related to COVID-19. The effects of COVID-19 have contributed to increased volatility in global markets and will likely affect certain countries, companies, industries and market sectors more dramatically than others. To the extent the fund may overweight its investments in certain countries, companies, industries or market sectors, such positions will increase the fund's exposure to risk of loss from adverse developments affecting those countries, companies, industries or sectors.

The information being provided is general information about our firm and its products and services. It should not be construed as investment advice or a recommendation with respect to any product or service and should not serve as a primary basis for investment decisions. Please consult a legal, tax or financial professional in order to determine whether an investment product or service is appropriate for a particular situation.